

Installation of your MULTIROOM System

1. Plug the Power Supply to the wall outlet and connect it to the base. Satellite(s) will be able to connect even if the Base is switched off.
2. Plug each Power Supply to the wall outlet and then to the Satellite(s). Switch the Satellite(s) on. In a same set, Base and Satellite(s) are already associated together.
3. The music player must be connected to the Base via Bluetooth® or 3.5 jack. Select play on your device. Music will be heard on all active speakers. Even if the Base is switched off, music will still stream to the satellites .

Pairing MULTIROOM Base to a Bluetooth® device

1. Once the MULTIROOM Base is powered, the On/Off button is blinking blue. Access the Bluetooth® menu of your phone, turn on its Bluetooth® function, then execute a Bluetooth® search to find the "Multiroom System 1".
2. When the phone displays the list of Bluetooth® devices, select "Multiroom System 1".
3. If the phone asks for a pin code or a password, enter "0000" and press OK.
4. When pairing is successful, a connection beep is heard. When streaming, Base LED is steady blue and Satellites are steady green (orange or red if the signal is low or too weak).

Multipoint (2 devices simultaneously)

The MULTIROOM Base can simultaneously connect to 2 phones / devices. To pair the 2nd phone / device, please refer "Pairing MULTIROOM Base to a Bluetooth® device".

Important note: The MULTIROOM Base can't connect more than 2 devices at a time, please disconnect other device prior to pair a new one.

Installing MULTIROOM application on your device

This MULTIROOM SYSTEM may be used directly, but an application to control each speaker can be installed on your device.

1. Search for "Multiroom System" on the Google Play Store / App Store.
2. Install the application on your device.

Using MULTIROOM application as music controller

1. Open your MULTIROOM application on your phone.
2. Once it is connected, you can control Base and Satellite's volume, equalizer, On/Off speakers, assign speakers as left, right, or single mode and change speaker label.

Note: Make sure that your device is paired and connected already to the MULTIROOM Base.

Multipoint music streaming

When the MULTIROOM Base is connected with 2 phones, it can alternately play music from each phone. If MULTIROOM Base is playing music from the 1st phone, simply press "pause" on the music player menu and on the 2nd phone press "play".

Distance between Base and Satellites

The maximum range could reach 100 meters in open field, but it could be reduced with the presence of obstacles such as walls, furnitures, metal structures.

The receive signal strength will be displayed by the indicator on each satellite during streaming:

- Green = strong signal.
- Orange = weak signal, you could experience some audio dropouts.
- Red = too weak signal.

Note: The range between your phone/device and the base is up to **10 meters (Bluetooth® standard)**.

Connecting a non Bluetooth® A2DP Mp3 player directly to the MULTIROOM via 3.5 Jack line in cable
Only the Base can be connected via cable.

Plug the 3.5 jack line in cable to the MULTIROOM Base and make sure the Base is in standby mode (no A2DP streaming). Music played on your Mp3 player/device will automatically be heard on the Base and Satellites, LED is steady green.

Note:

- You must pause any Bluetooth/A2DP music streaming before the line-in music can be heard on the speakers.
- The application is only usable on Bluetooth® connected devices.

Add Satellites speakers

1. Plug the Power Supplies to the wall outlets and connect them to all the speakers. The MULTIROOM Base LED is blinking blue.
2. To associate additional Satellites, put the MULTIROOM speakers (Base and additional Satellite) in pairing mode (long press 2 seconds power On/Off button). On/Off indicator will alternately blink red/blue.
3. Pairing is successful between Base and Satellites if all Satellites On/Off button indicators are steady green and Base is blinking blue, the MULTIROOM SYSTEM is ready to use.

Note: In a same set, Base and Satellite(s) are already associated together. You don't need to proceed the "Add Satellites speakers".

Correct Disposal of This Product
(Waste Electrical & Electronic Equipment)



(Applicable in the European Union and other European countries with separate collection systems). This marking shown on the product or its literature, indicates that it should not be disposed with other household wastes at the end of its working life. To prevent possible harm to the environment or human health from uncontrolled waste disposal, please separate this from other types of wastes and recycle it responsibly to promote the sustainable reuse of material resources.

Household users should contact either the retailer where they purchased this product, or their local government office, for details of where and how they can take this item for environmentally safe recycling.

Business users should contact their supplier and check the terms and conditions of the purchase contract. This product should not be mixed with other commercial wastes for disposal.

Federal Communications Commission (FCC) Statement

15.21

You are cautioned that changes or modifications not expressly approved by the part responsible for compliance could void the user's authority to operate the equipment.

15.105(b)

This equipment has been tested and found to comply with the limits for a Class B digital device, pursuant to part 15 of the FCC rules. These limits are designed to provide reasonable protection against harmful interference in a residential installation. This equipment generates, uses and can radiate radio frequency energy and, if not installed and used in accordance with the instructions, may cause harmful interference to radio communications. However, there is no guarantee that interference will not occur in a particular installation. If this equipment does cause harmful interference to radio or television reception, which can be determined by turning the equipment off and on, the user is encouraged to try to correct the interference by one or more of the following measures:

- Reorient or relocate the receiving antenna.
- Increase the separation between the equipment and receiver.
- Connect the equipment into an outlet on a circuit different from that to which the receiver is connected.
- Consult the dealer or an experienced radio/TV technician for help.

Operation is subject to the following two conditions:

- 1) This device may not cause interference and
- 2) This device must accept any interference, including interference that may cause undesired operation of the device.

FCC RF Radiation Exposure Statement:

This equipment complies with FCC radiation exposure limits set forth for an uncontrolled environment. End users must follow the specific operating instructions for satisfying RF exposure compliance. This transmitter must not be co-located or operating in conjunction with any other antenna or transmitter.



MULTIROOM SYSTEM QUICK START GUIDE

The MULTIROOM SYSTEM is a wireless speakers package composed of a Base speaker and Satellites (max. 4). The Base is multipoint, you can connect 2 Bluetooth® phones/devices simultaneously.

You can enjoy music from any musical internet website or from device's music library (phone, tablet, computer, portable laptop or music player) supporting A2DP Bluetooth® profile. You can also use the 3.5 jack input line on the Base.

The MULTIROOM app allows to adjust the volume of each connected speaker, to activate/deactivate, change speaker name.



The Bluetooth® word mark and logos are registered trademarks owned by Bluetooth SIG, Inc. and any use of such marks by Euro-CB is under license. Other trademarks and trade names are those of their respective owners.

Specifications

Bluetooth® compliance

- Bluetooth® version 4.0
- Bluetooth® low energy

Supported Bluetooth® profiles

- A2DP (Advanced Audio Distribution Profile)
- AVRCP (Audio Vidéo Remote Control Profile)
- Streaming music
- Multipoint (2 phones/devices connected simultaneously)

Phone to base operating range

- 10 meters (standard Bluetooth®)

Base to satellites operating range

- Up to 100 meters in line of sight
- Up to 15 meters through wall and obstacles

Frequency

- 2.4 GHz

Audio features

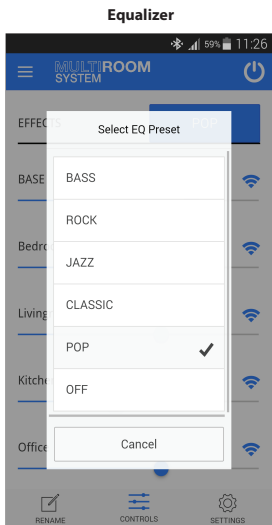
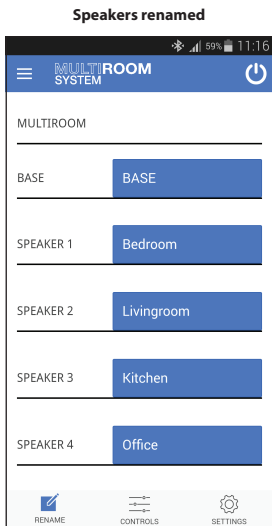
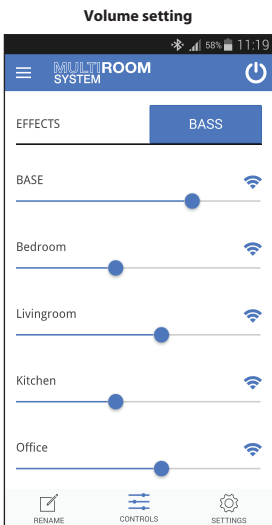
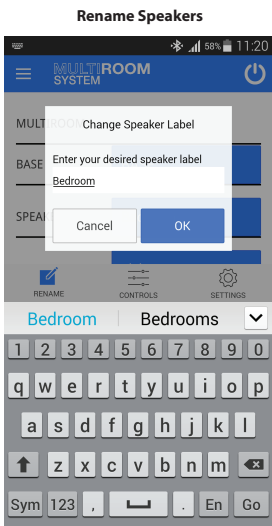
- Up to 5 speakers (one Base / four Satellites)
- 30 Watts RMS per speaker (60 Watts RMS for one Base and one Satellite)
- Bass reflex system
- Compatible with all phones, PC, laptop, tablet or Mp3 A2DP Bluetooth® player
- Jack 3.5 mm auxiliary input for non Bluetooth® A2DP Mp3 player, iPods or computers

Dimensions

- Base: 318 x 198 x 145 mm
- Satellite : 145 x 198 x 318 mm

Weight

- Base: 2940 g
- Satellite: 2900 g



Single mode

Stand-alone mode.

Stereo mode

- Left: assign left channel to a speaker.
- Right: assign right channel to a speaker.



Blue = On
Grey = Off